

Scaled data based on original data using
LM-79-08 Approved Method: Electrical and Photometric Measurements of Solid-
State Lighting Products

Test Report Prepared for
Cooper Lighting Solutions
(formerly Eaton)

Brand: McGRAW-EDISON

Report Number: P455832

Luminaire Tested: **GALN-SA7A-740-U-T1**

Issue Date: 1/4/2021

Test Information

Test Method: LM-79-08
Report Number: P455832
TEST IS SCALED FROM IESNA LM-79-08 TEST DATA (G3-2011-042-5)
Test Lab: INNOVATION CENTER
Issue Date: 1/4/2021
Manufacturer: COOPER LIGHTING SOLUTIONS (FORMERLY EATON)
Product Line: MCGRAW-EDISON
Catalog Number: GALN-SA7A-740-U-T1
Description: GALLEON AREA AND ROADWAY LUMINAIRE
(7) 70 CRI, 4000K, 615mA LIGHTSQUARES WITH 16 LEDS EACH AND TYPE I OPTICS
Light Source: -
Ballast/Driver: ELECTRONIC DRIVER

Summary

Lumens per Lamp: N/A
Luminaire Lumens: 31796 lumens
Efficiency: N/A
Efficacy: 147.9 lumens/watt
Luminous Opening: Rectangular (W 1.5' x L: 1.5' x H: 0')
IES Classification: Type I - Short
BUG Rating: B5 - U0 - G5

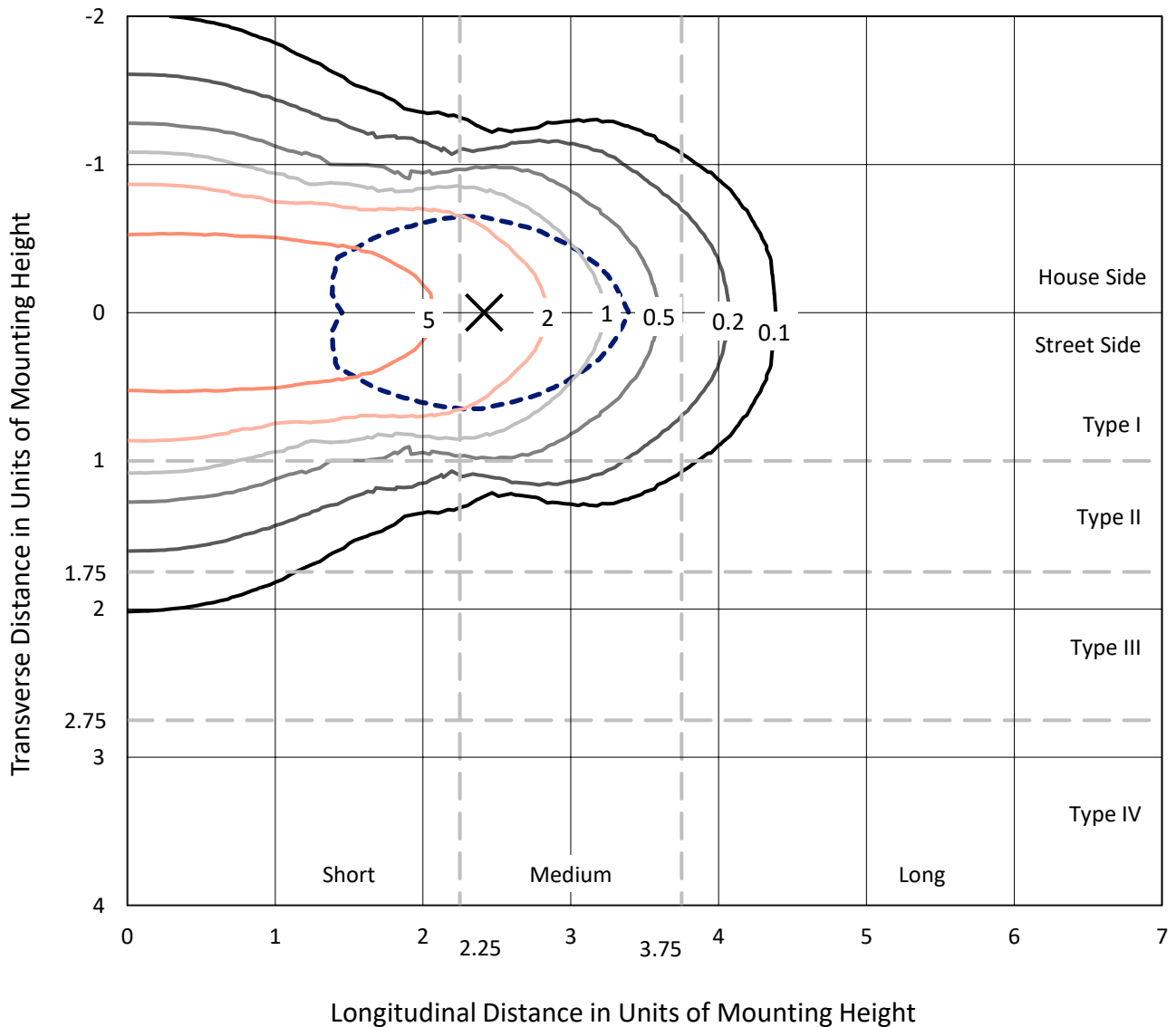
Input Watts (W): 215
Input Voltage (V): NR
Input Current (A_{in}): NR
Voltage Rise (V): NR
Power Factor: NR
Total Harmonic Distortion (THDi): NR
Frequency (hertz): 60
Stabilization Time: NR
Operation Time: NR
Ambient Temperature (°C): NR
Test Distance: 24 FT



REPORT NUMBER: P455832
 CATALOG NUMBER: GALN-SA7A-740-U-T1

Iso-Footcandle Lines of Horizontal Illumination

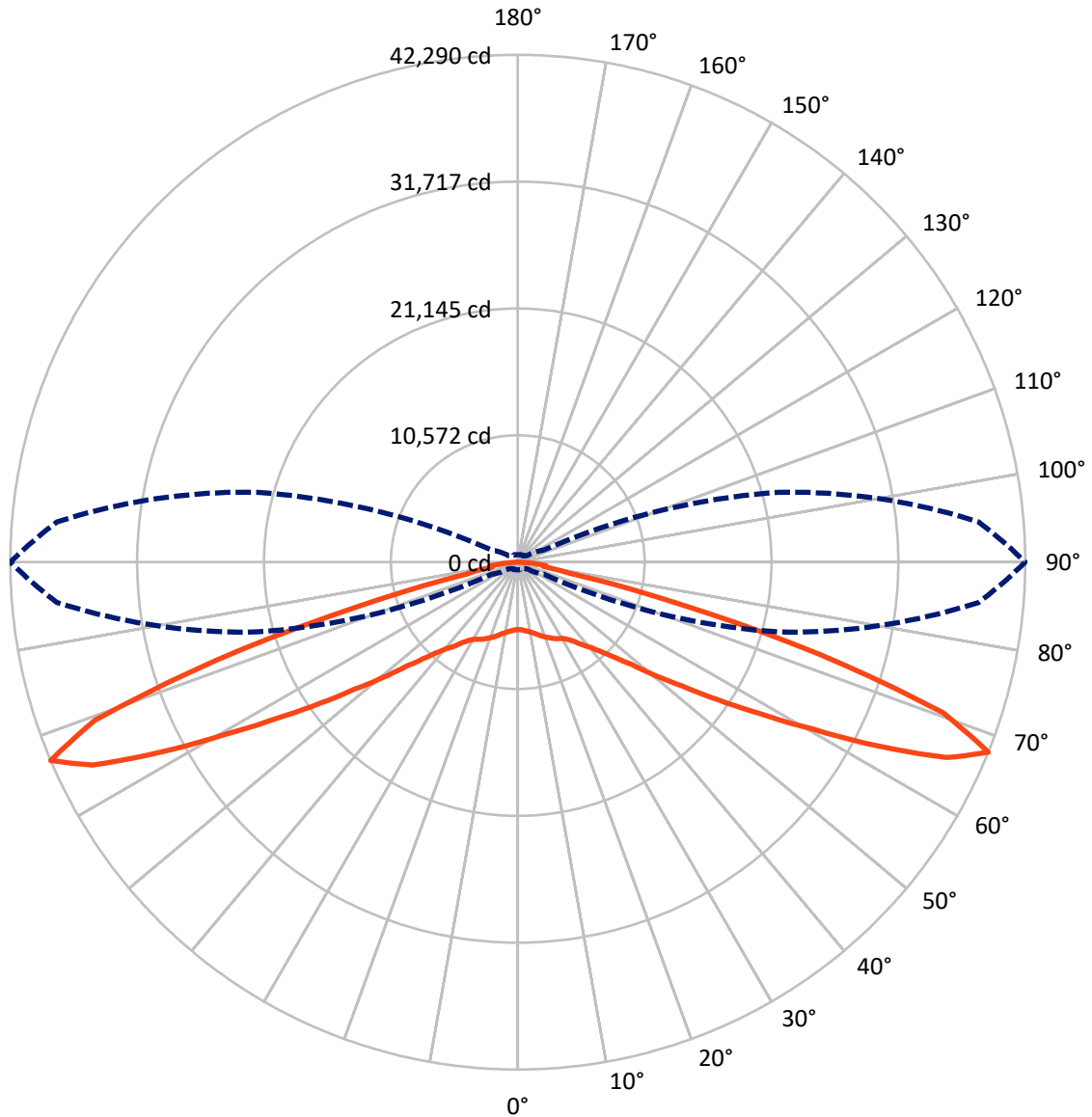
× Max cd
 - - - 1/2 Max cd



Based on 25 foot mounting height. Maximum calculated value = 9.5 fc
 Type I - Short - N/A

REPORT NUMBER: P455832
CATALOG NUMBER: GALN-SA7A-740-U-T1

Luminous Intensity Polar Plot



— Vertical Plane Through 90-Deg Lateral - - - Horizontal Cone Through 67.5-Deg Vertical

REPORT NUMBER: P455832

CATALOG NUMBER: GALN-SA7A-740-U-T1

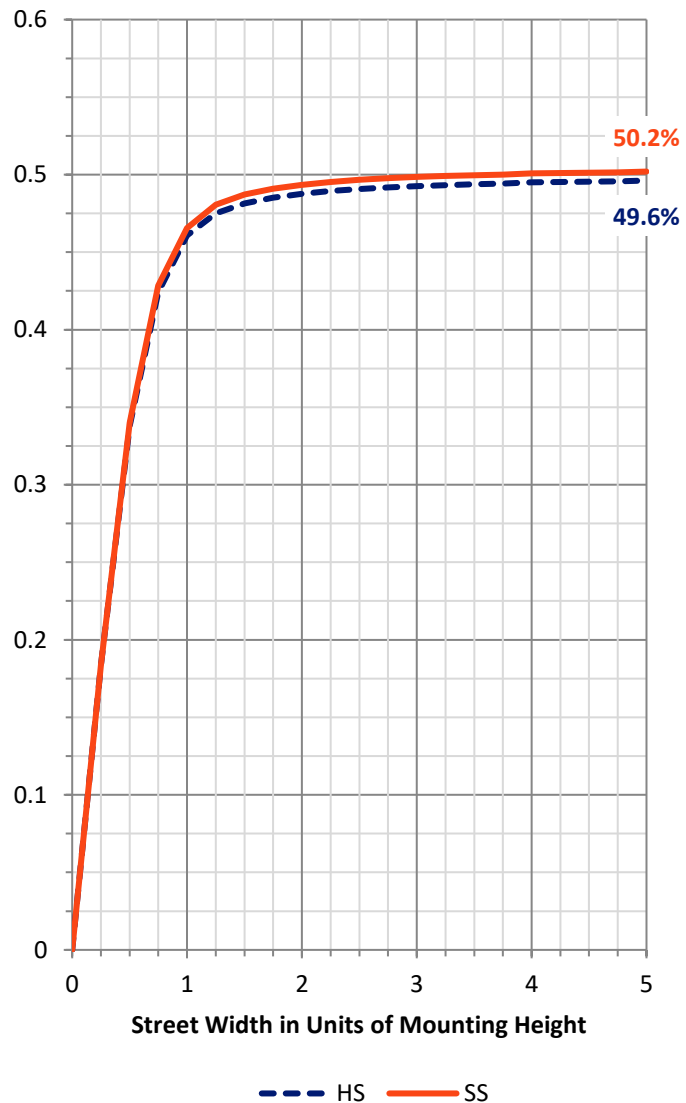
FLUX DISTRIBUTION:

		Downward	Upward	Total
House Side	Lumens	15898.0	0.0	15898.0
	% Fixture	50.0	0.0	50.0
Street Side	Lumens	15898.0	0.0	15898.0
	% Fixture	50.0	0.0	50.0
Total	Lumens	31796.0	0.0	31796.0
	% Fixture	100.0	0.0	100.0

ZONAL LUMENS:

Zone	Lumens	% Fixture
0°-10°	561.2	1.8
10°-20°	1795.5	5.6
20°-30°	3005.3	9.5
30°-40°	4071.3	12.8
40°-50°	5157.0	16.2
50°-60°	6442.4	20.3
60°-70°	7572.8	23.8
70°-80°	2896.9	9.1
80°-90°	293.5	0.9
90°-100°	0.0	0.0
100°-110°	0.0	0.0
110°-120°	0.0	0.0
120°-130°	0.0	0.0
130°-140°	0.0	0.0
140°-150°	0.0	0.0
150°-160°	0.0	0.0
160°-170°	0.0	0.0
170°-180°	0.0	0.0
0°-90°	31796.0	100.0
0°-180°	31796.0	100.0

Coefficient of Utilization



REPORT NUMBER: P455832

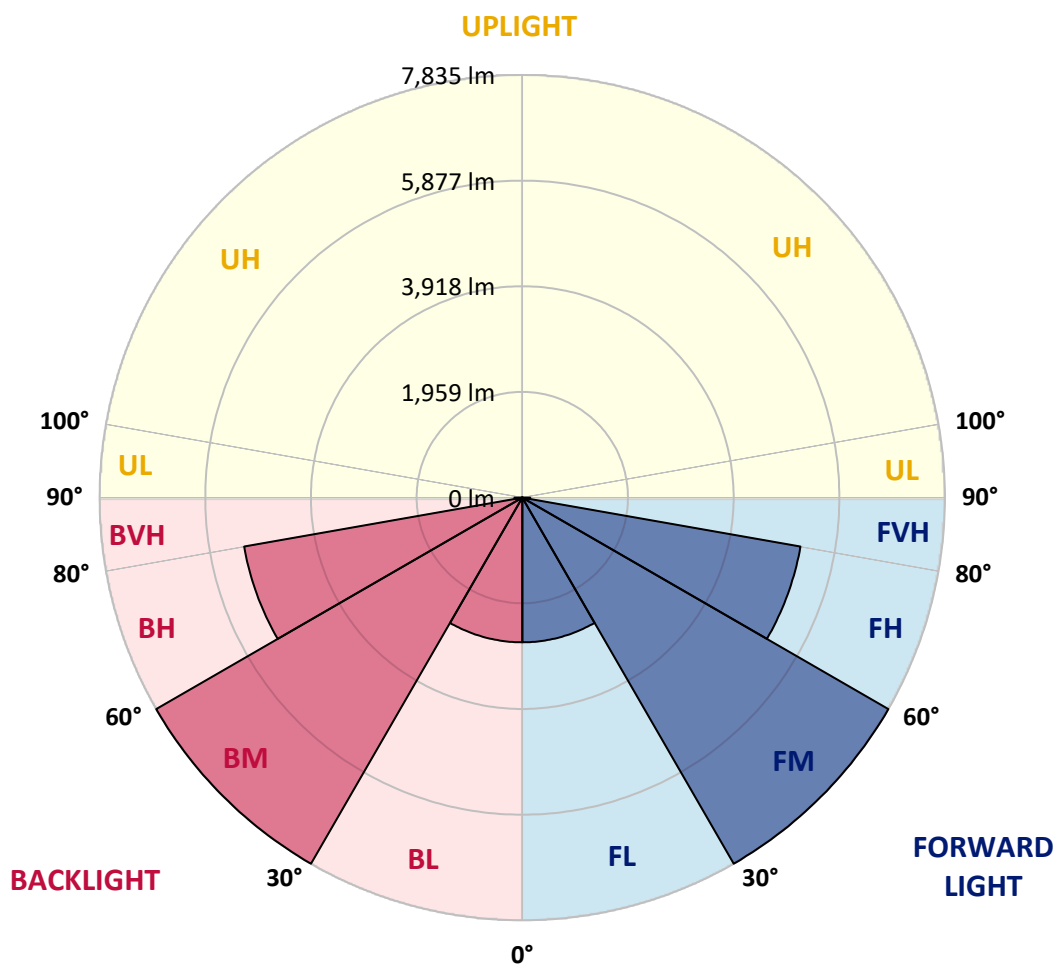
CATALOG NUMBER: GALN-SA7A-740-U-T1

LUMINAIRE CLASSIFICATION SYSTEM LUMEN TABLE AND BUG RATING:

Zone	Lumens	% Fixture	Zone Rating/Lumen Limit		
			B	U	G
FL (0°-30°)	2681.0	8.4			
FM (30°-60°)	7835.4	24.6			
FH (60°-80°)	5234.9	16.5			G3/7500
FVH (80°-90°)	146.7	0.5			G2/225
BL (0°-30°)	2681.0	8.4	B4/5000		
BM (30°-60°)	7835.4	24.6	B4/8500		
BH (60°-80°)	5234.9	16.5	B5		G5
BVH (80°-90°)	146.7	0.5			G2/225
UL (90°-100°)	0.0	0.0		U0/0	
UH (100°-180°)	0.0	0.0		U0/0	

BUG Rating: B5-U0-G5

Type I Short





REPORT NUMBER: P455832
 CATALOG NUMBER: GALN-SA7A-740-U-T1

CANDELA DISTRIBUTION (FULL):

	0°	5°	15°	25°	35°	45°	55°	65°	75°	85°	90°
0°	5628.9	5628.9	5628.9	5628.9	5628.9	5628.9	5628.9	5628.9	5628.9	5628.9	5628.9
2.5°	5701.1	5697.5	5699.3	5697.5	5702.8	5699.3	5678.2	5660.6	5646.5	5648.2	5643.0
5°	5822.6	5824.3	5826.1	5817.3	5829.6	5822.6	5789.1	5760.9	5732.8	5722.2	5718.7
7.5°	5922.9	5931.7	5937.0	5945.8	5966.9	5966.9	5949.3	5908.8	5847.2	5812.0	5810.2
10°	6023.3	6030.3	6046.2	6074.3	6109.5	6143.0	6136.0	6081.4	6002.1	5942.3	5928.2
12.5°	6058.5	6067.3	6120.1	6201.1	6280.3	6345.5	6345.5	6301.5	6199.3	6107.8	6081.4
15°	5935.2	5951.1	6046.2	6218.7	6426.5	6569.1	6600.8	6539.2	6430.0	6289.1	6257.4
17.5°	5690.5	5729.2	5868.3	6123.6	6468.7	6764.5	6856.1	6826.1	6685.3	6505.7	6468.7
20°	5428.2	5470.4	5618.3	5956.4	6433.5	6879.0	7144.8	7151.9	6977.6	6717.0	6662.4
22.5°	5139.4	5171.1	5361.3	5757.4	6327.9	6905.4	7393.1	7514.6	7278.6	6928.3	6850.8
25°	4815.4	4850.7	5049.6	5477.5	6128.9	6875.4	7620.2	7887.8	7593.8	7153.6	7055.0
27.5°	4505.6	4519.7	4732.7	5167.6	5866.6	6798.0	7787.5	8231.2	7942.4	7340.3	7215.3
30°	4208.0	4241.5	4429.9	4859.5	5565.5	6646.6	7931.8	8622.0	8317.4	7535.7	7375.5
32.5°	3892.9	3933.4	4137.6	4572.5	5264.4	6419.4	8019.9	9049.9	8840.4	7852.6	7681.8
35°	3590.0	3616.4	3822.4	4245.0	4970.4	6155.3	8035.7	9532.3	9514.7	8333.3	8106.2
37.5°	3280.1	3318.9	3526.6	3931.6	4658.7	5875.4	7956.5	10044.7	10328.1	9000.6	8755.8
40°	2982.6	3016.0	3220.3	3628.8	4304.9	5533.8	7768.1	10513.0	11277.1	9687.2	9340.4
42.5°	2658.6	2667.4	2891.0	3306.5	3958.0	5137.7	7497.0	10930.3	12335.3	10608.1	10176.7
45°	2290.6	2313.5	2521.3	2929.8	3560.1	4694.0	7129.0	11275.4	13676.9	11884.6	11296.5
47.5°	1922.7	1942.0	2132.2	2535.4	3125.2	4185.1	6562.0	11578.2	15053.8	13506.1	12735.0
50°	1563.5	1574.0	1729.0	2086.4	2635.7	3649.9	5859.5	11675.0	16610.2	15802.1	14817.9
52.5°	1236.0	1251.8	1369.8	1649.8	2112.8	3017.8	5100.7	11435.6	18427.2	18524.1	17136.7
55°	1001.8	1007.1	1095.1	1301.1	1651.5	2355.8	4185.1	10768.3	20381.6	22012.0	20242.5
57.5°	862.7	866.3	915.6	1030.0	1271.2	1776.5	3246.7	9505.9	22137.0	26098.5	23823.7
60°	783.5	785.3	813.4	880.3	1007.1	1362.8	2325.9	7724.1	23869.5	30646.3	28274.7
62.5°	734.2	734.2	753.6	790.5	852.2	1045.8	1685.0	5572.5	25056.2	35261.1	33761.0
65°	686.7	686.7	700.7	727.2	760.6	855.7	1244.8	3634.0	25026.3	38622.2	39278.9
67.5°	632.1	632.1	642.6	669.1	688.4	736.0	961.3	2380.4	22480.3	38548.2	42289.7
70°	566.9	566.9	581.0	603.9	619.8	649.7	758.9	1628.6	16515.1	32914.1	37609.8
72.5°	501.8	503.6	512.4	535.2	547.6	565.2	630.3	1140.9	10130.9	22411.6	26297.5
75°	429.6	433.1	441.9	464.8	475.4	482.4	531.7	813.4	5125.3	12083.5	13757.9
77.5°	346.9	353.9	359.2	383.8	390.9	401.4	438.4	588.1	2250.1	4341.8	4380.6
80°	253.5	262.3	278.2	301.1	306.4	313.4	334.5	417.3	1019.4	1982.5	2153.3
82.5°	186.6	199.0	179.6	209.5	209.5	200.7	235.9	279.9	468.3	1963.2	2348.7
85°	102.1	103.9	93.3	107.4	114.4	112.7	125.0	137.3	227.1	1309.9	1350.4
87.5°	24.6	26.4	28.2	33.5	40.5	40.5	44.0	38.7	73.9	424.3	243.0
90°	0.0	0.0	0.0	0.0	0.0	0.0	0.0	0.0	0.0	0.0	0.0

(END OF REPORT)